


## BioProducts

06 January 2005 | News



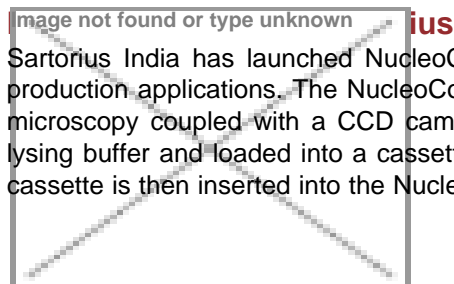
### Millipore introduces new centrifugal filter



Millipore has launched Centricon Plus-70, a centrifugal filter device. The device is optimized for concentrating and desalting proteins, antibodies, and viruses from chromatography fractions, cell culture supernatants, fermentation broths, and biological fluids. It can also be used for exchanging buffers. Centricon Plus-70 can concentrate 70 mL down to 350  $\mu$ L in 25 minutes, with typical concentration factors between 50x and 200x and sample recoveries greater than 90 percent. In addition, the device features a "deadstop" that prevents samples from spinning to dryness. The device contains Millipore's proprietary low-binding Ultracel regenerated cellulose membrane.

Available in packs of two or eight, the device is a convenient alternative to lyophilization or precipitation and dialysis techniques.

For further details, [contact: aditya\\_sengupta@milliporeindia.com](mailto:aditya_sengupta@milliporeindia.com)



**Sartorius** Sartorius India has launched NucleoCounter, the mammalian cell counter from Chemometec- Denmark for research and production applications. The NucleoCounter is a simple and compact instrument that combines the principle of fluorescence microscopy coupled with a CCD camera and an advanced image processing software. The sample is first treated with a lysing buffer and loaded into a cassette, which is pre-coated with Propidium Iodide, a dye that stains only the nucleus. The cassette is then inserted into the NucleoCounter and it takes only 30 seconds to perform repeatable and consistent cell count

regardless of the cell type. The instrument has a high precision - CV less than five percent and a high accuracy - relative SD less than 7 percent.

For further details, contact: [nathalie.poirier@sartorius-india.com](mailto:nathalie.poirier@sartorius-india.com)

---

### New launches from Greiner

Germany-based Greiner Bio-One has launched High-Throughput microArraying (HTA platforms), the first polymer based platform to perform high-throughput micro arrays. The HTA Slide is able to combine the advantages of the universal microplate platform with microarrays for diagnostic applications and has been optimized for the simultaneous analysis of several samples. With 96 shallow wells and a low well rim the HTA Plate has been optimized for the simultaneous analysis of multiple samples. The low height of the rims facilitates printing a range of analytes on to the 96 wells on the plate and robotic spotters and arrays are equipped to handle the 96 well format. During processing, a flexible wash collar creates temporary wells for hybridization and washing procedures and is immediately removed prior to detection.

The company also provides a multifunctional HTA surface, which allows the ionic as well as the covalent coupling of biomolecules. By incorporating both amino and aldehyde moieties, the same polymer substrate can be used for several screening formats, such as DNA microarrays, protein microarrays and other screening applications.

Greiner also provides biological protocols, utilizing reagents and biological controls developed in cooperation with Scienion AG. As per individual requirements different buffer systems (sciSPOT, sciPROCESS, etc) can be used to immobilize and analyze single or double stranded DNA, proteins or antibodies. Greiner's range of products is distributed in India exclusively by the Chandigarh-based Jain Biologicals (P) Ltd.

For further details, contact: [jainbio@satyam.net.in](mailto:jainbio@satyam.net.in) or [laliti@sancharnet.in](mailto:laliti@sancharnet.in)

---

### Carewell Biotech offers HPLC Column Oven LC-40

The New Delhi-based Carewell Biotech offers LC 40, a microprocessor controlled oven specially designed for the HPLC application. This system consists of controlling unit and heating block/oven. This unit can easily and precisely maintain temperatures from 15-70 C. Cooling /heating through solid-state peltier device (no gas/noise and extremely light weight). The control unit constantly monitors the heating block temperature and displays with the resolution of 0.1C. It also applies heating pulse even before the temperature drops below the set point thereby ensuring the constant RT under the all other constant conditions.

For more details contact: [info@CarewellIndia.com](mailto:info@CarewellIndia.com)

---

### Ettan MDLC from Amersham Biosolutions


image not found or type unknown

Amersham Biosolutions, now part of GE Healthcare offers Ettan MDLC, a latest development in the range of liquid chromatography (LC) systems and the Ettan design platform, offering the dual functionality in terms of protein prefractionation and nanoscale multidimensional peptide separation of complex sample mixtures. Multidimensional liquid chromatography (MDLC) can be performed in dedicated configurations depending on sample complexity and application requirements. The new system, based on the proven performance of ÄKTA design, provides excellent sensitivity and a wide dynamic range to allow analysis of complex mixtures containing low-abundance proteins. Ettan MDLC integrates with the Thermo Electron range of ion trap mass spectrometers (MS) and interfaces with other electrospray MS instruments, enabling efficient analysis of samples in proteomics. This integrated MDLC-MS/MS solution enables prefractionation of proteins that do not separate well by 2-D electrophoresis while also enabling reliable identification of these proteins.

For further details contact: [support.desk@amersham.com](mailto:support.desk@amersham.com)

---

## **Pyrosequencing an established genetic analysis method from Biotage**



Biotage developed Pyrosequencing, an established genetic analysis method. It is based on the principle of sequencing by synthesis. It is said to be the only genetic analysis method capable of delivering real sequence information within minutes. It is also said to be an ideal choice for genetic analysis in clinical research applications, because real sequence data is the best possible assurance of a correct genetic analysis. Pyrosequencing is applied in diverse clinical research areas such as cancer mutation analysis, DNA methylation analysis, microbiological identification and antibiotic resistance studies, clinical genetics and pharmacogenetics (CYP 450 mutations). Plant genetic studies are also well served by Pyrosequencing. These applications benefit from the rapid, quantitative sequence data with built-in quality control that Pyrosequencing offers.

For more details contact: [info@chemito.net](mailto:info@chemito.net)

---

## **Alfa Laval Holding AB to establish new subsidiary in India**

Alfa Laval Holding AB, Sweden, an Alfa Laval Group company, proposes to establish a wholly owned subsidiary in India to undertake business activities supporting its global operations. The proposed activities are related to - research and development, global Alfa Laval Group's IT network and global IT systems in co-operation with centers located outside India, general administration particularly related to Human Resources matters outside India, supporting Alfa Laval Group engineering centers located outside India with engineering activities.

Responding to the proposal from Alfa Laval Holding AB, Sweden, the Board of Directors of Alfa Laval (India) Limited at their meeting held on December 15, 2004 gave their approval and accordingly conveyed their no-objection to Alfa Laval Holding AB, Sweden to establish a wholly owned subsidiary in India.